

SPECIFICATION



Airbus A320-271N

Pos.# 2

Rev.: No. 2

Date: 08-APR-2024

Confidentiality and Disclaimer:

All rights reserved. This document is the sole property of the Seller. This document has been drafted and distributed for information purposes only. This document may not be reproduced or (re) distributed or otherwise utilized in part or whole without the express prior written permission of the Seller. While the information presented in this document is given in good faith based upon the most current information available to the Seller, changes or modifications with respect to the subject aircraft and the associated records and documentation may be made at any time. No express or implied warranty or representation is made and this document may not be regarded as establishing any obligation on the part of the Seller or any of its affiliates. It is expected that interested parties will conduct an independent physical inspection of the aircraft and associated records and documentation.

SPECIFICATION

AIRCRAFT IDENTIFICATION

Aircraft Model **A320-271N**
 Manufacture Year **2022**
 Engines Model **PW1127G-JM**
 APU Model **GTCP131-9A**

WEIGHTS, OPERATIONAL	Metric	US Customary
		79'400 [Kg]
Maximum Take Off Weight (MTOW)	79'000 [Kg]	174'165 [Lbs]
Maximum Landing Weight (MLW)	67'400 [Kg]	148'591 [Lbs]
Maximum Zero Fuel Weight (MZFW)	64'300 [Kg]	141'757 [Lbs]

WV050/055

AIRFRAME STATUS

(5000) Total Airframe Hours **2'524**
 Total Cycles **1'394**
 Status Date **05-MAR-2024**

MAINTENANCE STATUS

C - Check interval **24 MO / 7'500 FH / 5'000 FC**
 6 Y - Check interval **72 MO**
 12 Y - Check interval **144 MO**
 Next C – Check **13-JAN-2025**
 Next 6 Y – Check **01-JAN-2029**
 Next 12 Y – Check **31-DEC-2034**

SPECIFICATION

	LDG DETAILS	NLG	LH MLG	RH MLG
Part Number		10-375902-004	10-450301-007	10-450401-007
Hours Since New		2`527	2`527	2`527
Cycles Since New		1`399	1`399	1`399
Last Overhaul Date		NONE	NONE	NONE
Hours Since Last Overhaul		N/A	N/A	N/A
Cycles Since Last Overhaul		N/A	N/A	N/A
Remaining Cycles		18`601	18`601	18`601
Overhaul Due Date		Q4-2034	Q4-2034	Q4-2034
Overhaul Interval		20`000 FC or 12 Years	20`000 FC or 12 Years	20`000 FC or 12 Years
Status Date		05-MAR-2024	05-MAR-2024	05-MAR-2024

ENGINE / APU DETAILS	Engine 1	Engine 2	APU	
Manufacturer		Pratt & Whitney	Pratt & Whitney	Honeywell
Model		PW1127G-JM	PW1127G-JM	GTCP131-9A

ENGINE / APU STATUS	Engine 1	Engine 2	APU	
(5000) Total Time Since New	2`533	2`533	2`533	
Total Cycles Since New	1`401	1`401	1`401	
Last Shop Visit Date	NONE	NONE	NONE	
Scope of Last Shop Visit	N/A	N/A	N/A	
Hours Since Last Shop Visit	N/A	N/A	N/A	
Cycles Since Last Shop Visit	N/A	N/A	N/A	
First LLP Limiter	4`599	4`599	28`599	
Status Date	06-MAR-2024	06-MAR-2024	06-MAR-2024	

SPECIFIC

ENGINE Pos.#1 – LLP						
Engine Type:		TSN:	2`533	TSLSV:	N/A	Date:
PW1127G-JM		CSN:	1`401	CSLSV:	N/A	06-MAR-2024
NO.	PART NAME	PART NUMBER	TOTAL HOURS	TOTAL CYCLES	LIFE LIMIT CYCLES	REMAINING CYCLES
1)	HUB ASSY OF-FAN ROTOR,1STAGE	5370400-01	2`533	1`401	25`000	23`599
2)	SHAFT ASSY OF-FDGS	5370413-01	2`533	1`401	25`000	23`599
	COMPRESSOR ROTOR-AXIAL,1STAGE	5373831	2`533	1`401	6`000	4`599
4)	COMPRESSOR ROTOR-AXIAL,2STAGE	5373812	2`533	1`401	25`000	23`599
5)	HUB-LOW PRESSURE COMPRESSOR	5373810	2`533	1`401	25`000	23`599
6)	COMPRESSOR ROTOR-AXIAL,3STG	5373813	2`533	1`401	25`000	23`599
7)	HUB-HPC ROTOR, FRONT	30G9801	2`533	1`401	23`400	21`999
8)	COMPRESSOR ROTOR-A/O, STG1	32A4301	2`533	1`401	20`000	18`599
9)	COMPRESSOR ROTOR-HPC, STG2	32A4302	2`533	1`401	12`500	11`099
10)	COMPRESSOR ROTOR-HPC, STG3	32A4313	2`533	1`401	17`000	15`599
11)	COMPRESSOR ROTOR-HPC, STG4	32A4314	2`533	1`401	12`500	11`099
12)	HPC ROTOR-AXIAL, 5ST	30G6205	2`533	1`401	25`000	23`599
13)	HPC ROTOR-AXIAL, 6ST	30G6206	2`533	1`401	18`700	17`299
14)	HPC ROTOR-AXIAL, 7ST	30G4407	2`533	1`401	20`000	18`599
15)	HPC ROTOR-AXIAL, 8ST	30G8908	2`533	1`401	22`400	20`999
16)	SHAFT-HPC ROTOR	30G6140	2`533	1`401	20`600	19`199
17)	HUB-HPC ROTOR, REAR	30G8208	2`533	1`401	25`000	23`599
18)	TUBE-AIR, COOLING, HPC	30G2225	2`533	1`401	15`100	13`699
19)	CASE ASSY OF-DIFFUSER, OUTER	30G4916-01	2`533	1`401	14`200	12`799
20)	HUB-HPT, 1STAGE	30G7301	2`533	1`401	10`500	9`099
21)	SEAL-AIR, HPT ROTOR, 1ST	30G4617	2`533	1`401	12`500	11`099
22)	PLATE-RETAINING, BLADE, HPT	31G0018	2`533	1`401	12`500	11`099
23)	HUB-HPT,2STAGE	30G6602	2`533	1`401	12`300	10`899
24)	SEAL-AIR, HPT, 2STAGE	30G4811	2`533	1`401	9`430	8`029
25)	PLATE-HPT, 2STAGE	30G4606	2`533	1`401	12`500	11`099
26)	DISK-LP TURBINE, STG1	5387571	2`533	1`401	25`000	23`599
27)	DISK-LP TURBINE, STG2	5387572	2`533	1`401	25`000	23`599
28)	DISK-LP TURBINE, STG3	5387553	2`533	1`401	25`000	23`599
29)	SHAFT-LPT	5378509	2`533	1`401	25`000	23`599
LOWEST LIMITER						4`599

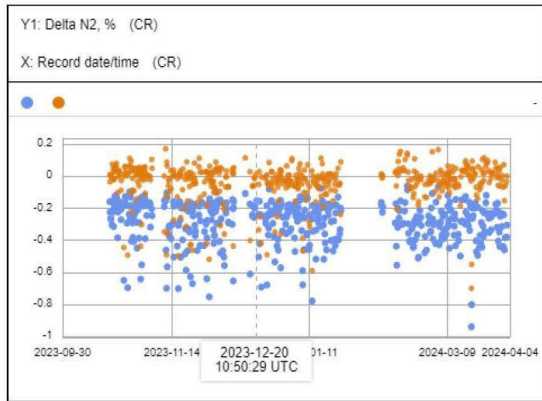
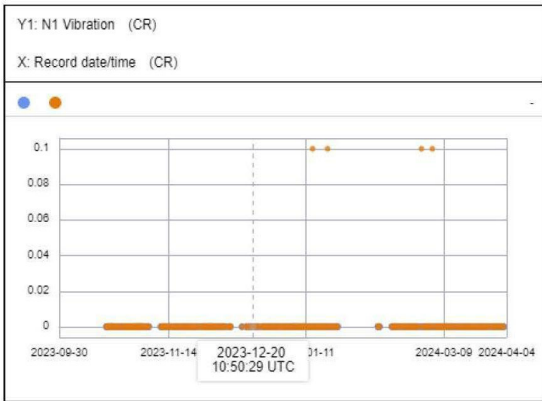
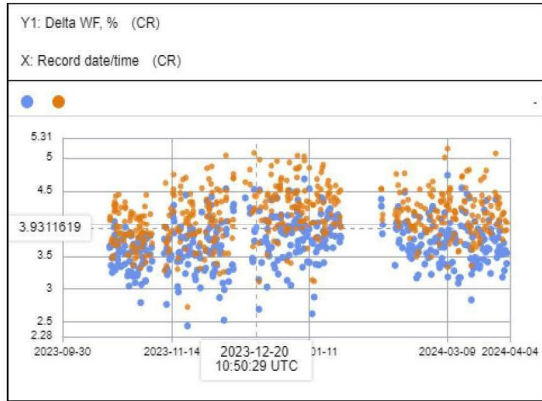
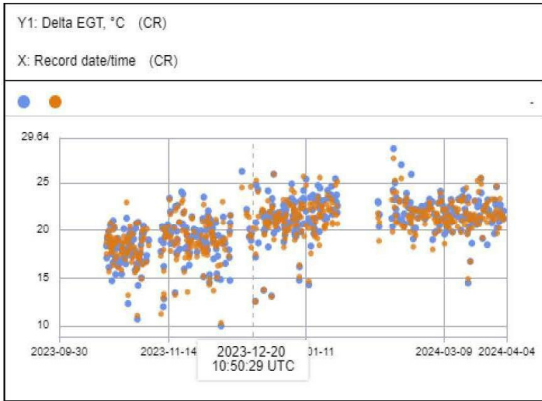
SPECIFIC

ENGINE Pos.#2 – LLP						
Engine Type:		TSN:	2`533	TSLSV:	N/A	Date:
PW1127G-JM		CSN:	1`401	CSLSV:	N/A	06-MAR-2024
NO.	PART NAME	PART NUMBER	TOTAL HOURS	TOTAL CYCLES	LIFE LIMIT CYCLES	REMAINING CYCLES
1)	HUB ASSY OF-FAN ROTOR,1STAGE	5370400-01	2`533	1`401	25`000	23`599
2)	SHAFT ASSY OF-FDGS	5370413-01	2`533	1`401	25`000	23`599
	COMPRESSOR ROTOR-AXIAL,1STAGE	5373831	2`533	1`401	6`000	4`599
4)	COMPRESSOR ROTOR-AXIAL,2STAGE	5373812	2`533	1`401	25`000	23`599
5)	HUB-LOW PRESSURE COMPRESSOR	5373810	2`533	1`401	25`000	23`599
6)	COMPRESSOR ROTOR-AXIAL,3STG	5373813	2`533	1`401	25`000	23`599
7)	HUB-HPC ROTOR, FRONT	30G9801	2`533	1`401	23`400	21`999
8)	COMPRESSOR ROTOR-A/O, STG1	32A4301	2`533	1`401	20`000	18`599
9)	COMPRESSOR ROTOR-HPC, STG2	32A4302	2`533	1`401	12`500	11`099
10)	COMPRESSOR ROTOR-HPC, STG3	32A4313	2`533	1`401	17`000	15`599
11)	COMPRESSOR ROTOR-HPC, STG4	32A4314	2`533	1`401	12`500	11`099
12)	HPC ROTOR-AXIAL, 5ST	30G6205	2`533	1`401	25`000	23`599
13)	HPC ROTOR-AXIAL, 6ST	30G6206	2`533	1`401	18`700	17`299
14)	HPC ROTOR-AXIAL, 7ST	30G4407	2`533	1`401	20`000	18`599
15)	HPC ROTOR-AXIAL, 8ST	30G8908	2`533	1`401	22`400	20`999
16)	SHAFT-HPC ROTOR	30G6140	2`533	1`401	20`600	19`199
17)	HUB-HPC ROTOR, REAR	30G8208	2`533	1`401	25`000	23`599
18)	TUBE-AIR, COOLING, HPC	30G2225	2`533	1`401	15`100	13`699
19)	CASE ASSY OF-DIFFUSER, OUTER	30G4916-01	2`533	1`401	14`200	12`799
20)	HUB-HPT, 1STAGE	30G7301	2`533	1`401	10`500	9`099
21)	SEAL-AIR, HPT ROTOR, 1ST	30G4617	2`533	1`401	12`500	11`099
22)	PLATE-RETAINING, BLADE, HPT	31G0018	2`533	1`401	12`500	11`099
23)	HUB-HPT,2STAGE	30G6602	2`533	1`401	12`300	10`899
24)	SEAL-AIR, HPT, 2STAGE	30G4811	2`533	1`401	9`430	8`029
25)	PLATE-HPT, 2STAGE	30G4606	2`533	1`401	12`500	11`099
26)	DISK-LP TURBINE, STG1	5387571	2`533	1`401	25`000	23`599
27)	DISK-LP TURBINE, STG2	5387572	2`533	1`401	25`000	23`599
28)	DISK-LP TURBINE, STG3	5387553	2`533	1`401	25`000	23`599
29)	SHAFT-LPT	5378509	2`533	1`401	25`000	23`599
LOWEST LIMITER						4`599

SPECIFIC

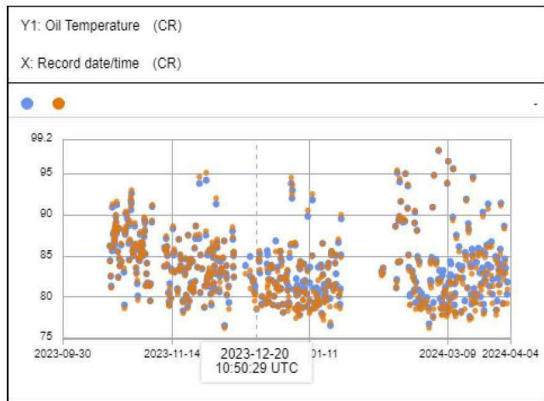
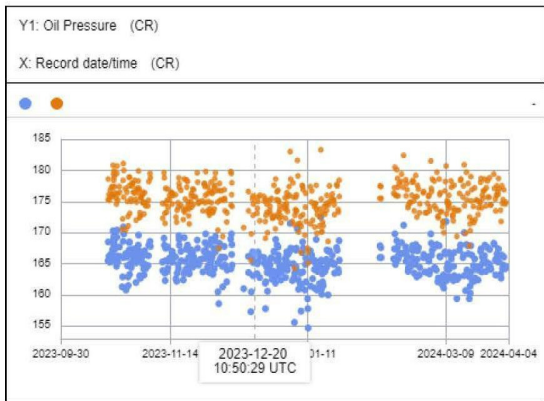
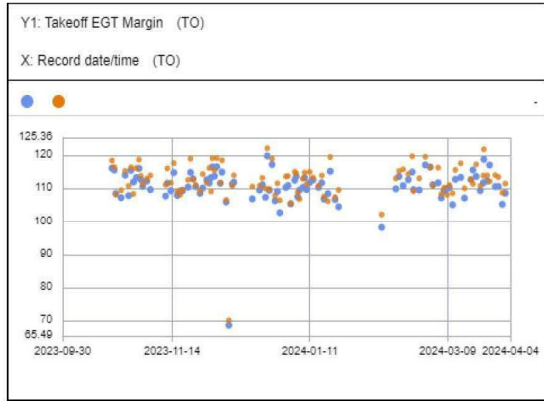
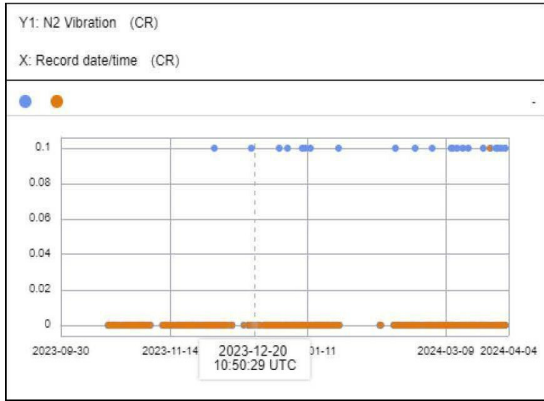
ENGINE#2 PW1127G-JM

ENGINE#1 PW1127G-JM



● ENGINE#2 PW1127G-JM

○ ENGINE#1 PW1127G-JM



A320-271N

SPECIFICATION

CAPABILITIES AND MODIFICATION STATUS	COMPLIANT	NOTES
	CAT III	
ETOPS Capability	No	
Fuel Flow Fuel Qty Indication	Metric	
Sharklets/Winglets	Yes	Sharklets
Auxiliary Fuel Capacity	No	
	Yes	EASA – P by 01-JAN-2012; R – Not required FAA – P by 28-DEC-2010 / R 100% Fleet by 26-DEC-2017
Reinforced Cockpit Door	Yes	
Cockpit 4th occupant seat	Yes	
Cargo Loading System	No	
	Yes	
GPWS –Ground Proximity Warning System	Yes	
RVSM – Reduced Vertical Separation Minima	Yes	
Traffic Collision Avoidance System [TCAS]	Yes	EASA – P on 12-MAR-2014 / R on 01-DEC-2015
Software version 7.1	Yes	FAA – Not required
Enhanced Surveillance [EHS] Mode S, ATC Transponder	Yes	
Elementary Surveillance [ELS], ATC Transponder	Yes	
ATC Mode S Transponder ADS-B Out DO 260Bcapability	Yes	EASA – P on 08-JUN-2016 & R on 07-JUN-2020 FAA – P & R on 01-JAN-2020
SELCAL – Selective-Calling Radio System	Yes	
ISIS – Integrated Standby Instrument System	Yes	
ISIS – Altitude indication in Meters	Yes	
Head-Up Display [HUD]	No	EASA / FAA – Not mandatory CAAC – R - 10% Fleet by 2015 & R - 100% by 2025
Area Navigation – BRNAV & PRNAV	PRNAV	BRNAV = +/- 5 NM RNAV5 & PRNAV = +/- 1 NM RNAV1
GPS Installed	Yes	
FM Immunity [COMM & NAV]	Yes	
VHF 8.33 kHz Chanel spacing	Yes	EASA – Mandatory above FL195 FAA – Not mandatory
ELT 121.5 / 406 MHz - Fixed	Yes	
ELT 121.5 / 243 / 406 MHz - Portable	Yes	

NOTE:

A320-271N

Page 7 of 12

SPECIFICATION

INTERIOR CONFIGURATION

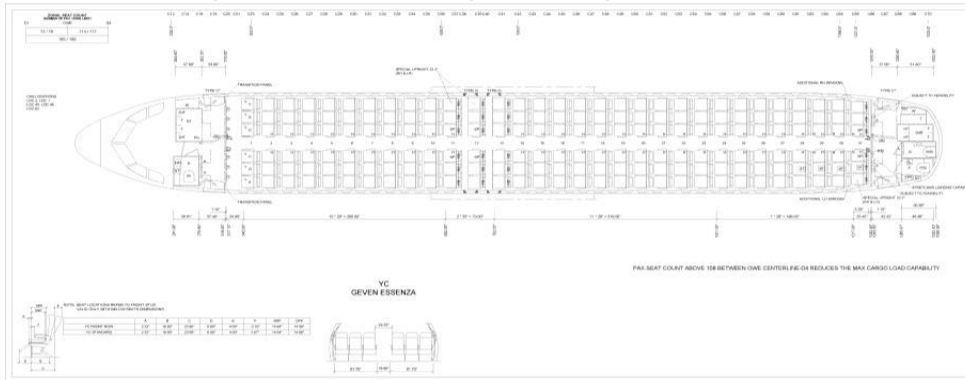
Galleys	2	Trolley Qty	8
Lavatories	3	Cockpit Configuration	Standard [2+2]
Attendant Seats	5	In Flight Entertainment	No

Attendant Seats	Part Number
Attendant seats	2428-82ME03A0AE
	2428-82JE03A0AE
	2428-82HE03A0AE

Galleys	Part Number
Galley FWD	601852-038301
Galley AFT	601891-019601

Lavatory	Part Number
Lavatory FWD	D2549300314200
Lavatory AFT	G901001-489AA

Seats	Quantity	Pitch	Manufacturer
Economy Class	186	28"/35"	GEVEN ESSENZA



AIRBUS		
REV	DESCRIPTION	DATE
A.1	UPDATE AFT FWD GEVEN ESSENZA	18 AUG 2021
A.2	STANDARD PITCH (28") CHANGED FROM 31" TO 28"	
A.3	SPECIAL SEAT FOR SEAT 110 AND 111	
A.4	ROW FROM 11 TO 11 MOVED 7" BACKWARD	18 SEP 2021
A.5	NEW SEAT FOR ROW 11	
A.6	NEW SEAT FOR ROW 11	
A.7	NEW SEAT FOR ROW 11	
A.8	NEW SEAT FOR ROW 11	
A.9	NEW SEAT FOR ROW 11	
A.10	NEW SEAT FOR ROW 11	
A.11	NEW SEAT FOR ROW 11	
A.12	NEW SEAT FOR ROW 11	
A.13	NEW SEAT FOR ROW 11	
A.14	NEW SEAT FOR ROW 11	
A.15	NEW SEAT FOR ROW 11	
A.16	NEW SEAT FOR ROW 11	
A.17	NEW SEAT FOR ROW 11	
A.18	NEW SEAT FOR ROW 11	
A.19	NEW SEAT FOR ROW 11	
A.20	NEW SEAT FOR ROW 11	
A.21	NEW SEAT FOR ROW 11	
A.22	NEW SEAT FOR ROW 11	
A.23	NEW SEAT FOR ROW 11	
A.24	NEW SEAT FOR ROW 11	
A.25	NEW SEAT FOR ROW 11	
A.26	NEW SEAT FOR ROW 11	
A.27	NEW SEAT FOR ROW 11	
A.28	NEW SEAT FOR ROW 11	
A.29	NEW SEAT FOR ROW 11	
A.30	NEW SEAT FOR ROW 11	
A.31	NEW SEAT FOR ROW 11	
A.32	NEW SEAT FOR ROW 11	
A.33	NEW SEAT FOR ROW 11	
A.34	NEW SEAT FOR ROW 11	
A.35	NEW SEAT FOR ROW 11	
A.36	NEW SEAT FOR ROW 11	
A.37	NEW SEAT FOR ROW 11	
A.38	NEW SEAT FOR ROW 11	
A.39	NEW SEAT FOR ROW 11	
A.40	NEW SEAT FOR ROW 11	
A.41	NEW SEAT FOR ROW 11	
A.42	NEW SEAT FOR ROW 11	
A.43	NEW SEAT FOR ROW 11	
A.44	NEW SEAT FOR ROW 11	
A.45	NEW SEAT FOR ROW 11	
A.46	NEW SEAT FOR ROW 11	
A.47	NEW SEAT FOR ROW 11	
A.48	NEW SEAT FOR ROW 11	
A.49	NEW SEAT FOR ROW 11	
A.50	NEW SEAT FOR ROW 11	
A.51	NEW SEAT FOR ROW 11	
A.52	NEW SEAT FOR ROW 11	
A.53	NEW SEAT FOR ROW 11	
A.54	NEW SEAT FOR ROW 11	
A.55	NEW SEAT FOR ROW 11	
A.56	NEW SEAT FOR ROW 11	
A.57	NEW SEAT FOR ROW 11	
A.58	NEW SEAT FOR ROW 11	
A.59	NEW SEAT FOR ROW 11	
A.60	NEW SEAT FOR ROW 11	
A.61	NEW SEAT FOR ROW 11	
A.62	NEW SEAT FOR ROW 11	
A.63	NEW SEAT FOR ROW 11	
A.64	NEW SEAT FOR ROW 11	
A.65	NEW SEAT FOR ROW 11	
A.66	NEW SEAT FOR ROW 11	
A.67	NEW SEAT FOR ROW 11	
A.68	NEW SEAT FOR ROW 11	
A.69	NEW SEAT FOR ROW 11	
A.70	NEW SEAT FOR ROW 11	
A.71	NEW SEAT FOR ROW 11	
A.72	NEW SEAT FOR ROW 11	
A.73	NEW SEAT FOR ROW 11	
A.74	NEW SEAT FOR ROW 11	
A.75	NEW SEAT FOR ROW 11	
A.76	NEW SEAT FOR ROW 11	
A.77	NEW SEAT FOR ROW 11	
A.78	NEW SEAT FOR ROW 11	
A.79	NEW SEAT FOR ROW 11	
A.80	NEW SEAT FOR ROW 11	
A.81	NEW SEAT FOR ROW 11	
A.82	NEW SEAT FOR ROW 11	
A.83	NEW SEAT FOR ROW 11	
A.84	NEW SEAT FOR ROW 11	
A.85	NEW SEAT FOR ROW 11	
A.86	NEW SEAT FOR ROW 11	
A.87	NEW SEAT FOR ROW 11	
A.88	NEW SEAT FOR ROW 11	
A.89	NEW SEAT FOR ROW 11	
A.90	NEW SEAT FOR ROW 11	
A.91	NEW SEAT FOR ROW 11	
A.92	NEW SEAT FOR ROW 11	
A.93	NEW SEAT FOR ROW 11	
A.94	NEW SEAT FOR ROW 11	
A.95	NEW SEAT FOR ROW 11	
A.96	NEW SEAT FOR ROW 11	
A.97	NEW SEAT FOR ROW 11	
A.98	NEW SEAT FOR ROW 11	
A.99	NEW SEAT FOR ROW 11	
A.100	NEW SEAT FOR ROW 11	

G4b



Item	Miscellaneous Items	QTY	RFC	Comment
403	FFF - Full cut table	1		
404	FFF - Cool table, alternative location	1		

Comp	Additional Provisions	QTY	RFC	Comment
403	FFF - Complete provisions for 1 water heater (2000W) instead of 2 (3000W) water heater	1		
405	COAR - Complete provisions for 1 Extended Oven (60 Meats) instead of 2 (Extended Oven (40 Meats) instead of a Connector Oven (20 Meats))	1		
406	COAR - Complete provisions for 1 Extended Oven (40 Meats) instead of a Connector Oven (20 Meats)	1		

RFC's 87U25001AA and 86ZD001BG raised for Galley cooling provisions in G1 and G4b for aircraft in the dependent fleets 87U-AA (CDB) and 86Z-BG (ACG)

Comp	Equipment	Qty	Manufacturer	PN	Alt. Manufacturer	Alt. PN	Comp. weight KG	Weight LB	Status	RFC	Comment
402 AB	Bal Unit	2	SARFANI	2LH294			20	44	BFE		
402 AB	Bal Unit	2	SARFANI	2LH294			20	44	BFE		
403	Water Heater, High Power	1	BE AEROSPACE	819004-00-00-10			14.6	32.12	BFE		Upper Panel
403	Extended Connector Oven (40 Meats)	1	BE AEROSPACE	811575000-0000			40	197.8	BFE		EXP 1070 Series), Left Hand Door Opening
403 1	Oven rack additional Option	1	BE AEROSPACE	812006210			0	0	BFE		
403 2	Oven tray additional Option	0	BE AEROSPACE	281107			0	0	BFE		
405	Extended Connector Oven (60 Meats)	1	BE AEROSPACE	811575000-0000			40	197.8	BFE		EXP 1070 Series), Left Hand Door Opening
406 1	Oven rack additional Option	1	BE AEROSPACE	812006210			0	0	BFE		
406 2	Oven tray additional Option	0	BE AEROSPACE	281107			0	0	BFE		
410 A/B/C	Bal Unit	3	SARFANI	2LH294			30	66	BFE		
410 A/B/C	Bal Unit	3	SARFANI	2LH294			30	66	BFE		
411	COF - Waste compartment, additional access from Forward Cabin Access Rampers	1					10	22.2	BFE		Made on accessible during flight
412	P/S Tray	1	SARFANI	2L101001			90	199	BFE		
413 A	P/S Tray	1	SARFANI	2L101001			45	99	BFE		
413 B	P/S Tray	1	SARFANI	2L101001			90	199	BFE		
414 A	P/S Tray	1	SARFANI	2L101001			45	99	BFE		
414 B	P/S Tray	1	SARFANI	2L101001			90	199	BFE		

Single bumper bolt: If double bumpers installed, they are part of separate RFC
Equipment images non contract


Basic - customizable Basic - not customizable Customized equipment

Rev	Description	Date
A.5	Change RFLA from 02 to 03 BFE	12/06/2022
A.4		18/11/2021
A.3		17/11/2021
A.2		18/09/2021
A.1		18/09/2021

REV	DESCRIPTION	DATE
	THE GALLEY STORAGE CONFIGURATION AND ANY REVISION TO IT WILL ONLY BE EFFECTIVE AFTER CONTRACTUAL AGREEMENT OF RESPECTIVE RFC'S SIGNATURES. THIS DRAWING IS THE PROPERTY OF AIRBUS. ALL RIGHTS RESERVED.	
	AIRBUS	
	REF: 86Z	

SPECIFICATION

Lavatory A



Water faucet time adjustment 3 seconds - RFC SB38D001E
 2cm PU frame around dispensers RFC SB25D032E

Description		Installation of monument Lavatory A Single Lavatory
Option	Comments	
AC STD - Coat hook on lavatory door inside		
AC STD - Flow time adjustment - 10s		
AC STD - Nursing Table		
AC STD - Single Blade Door		
AC STD - Water faucet - manual chrome finish		
EFFICIENT - Beer unit		
EFFICIENT - Bottle (10 or 20 5-g)		
EFFICIENT - Door handle alternate - lever type		
EFFICIENT - Plastic mirror		
EFFICIENT - Plastic Soap Dispenser		
EFFICIENT - Work top/Wash-basin Veneer / Steel		
Handrail material - polished steel		
PM - Assid handra		

Single bumper basic. If double bumpers installed, they are part of separate RFC
 Equipment images non contractual

REV	DESCRIPTION	DATE
A1		13/08/2020
THE LAVATORY CONFIGURATION AND ANY REVISION TO IT WILL ONLY BE EFFECTIVE AFTER CONTRACTUAL AGREEMENT OF RESPECTIVE RFC-LOCKS THIS DRAWING IS THE PROPERTY OF AIRBUS - ALL RIGHTS RESERVED		
AIRBUS		
CERTIF. EASA		

Lavatory Fs SFv2



Description: Installation of monument Lavatory Fs SFv2 Single Lavatory.

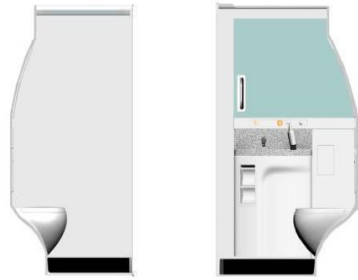
Miscellaneous Items	Comment
AC STD - Coat hook on lavatory door inside	
AC STD - Flow line adjustment - 10s	
AC STD - Glass mirror on door	
AC STD - Nursing Table	
AC STD - Single Blade Door	
AC STD - Waste Exp Steel	
AC STD - Water faucet in smart-toe and speaker - manual, chrome finish	
EFFICIENT - Base unit	
EFFICIENT - Bottle (10 ea) (20.5 g)	
EFFICIENT - Door handle alternate - lever type	
EFFICIENT - Hardware - brushed steel	
EFFICIENT - Plastic Mirror	
EFFICIENT - Work top/flush basin / mirror / door	
PRM - Assist handle	
PRM - Transfer seat (F)	

Single bumper basic. If double bumpers installed, they are part of separate RFC
Equipment images non contractual

REV	DESCRIPTION	DATE
P1		03/06/20
THE LAVATORY CONFIGURATION AND ANY REVISION TO IT WILL ONLY BE EFFECTIVE AFTER CONTRACTUAL AGREEMENT OF RESPECTIVE RFC'S/CSCS. THIS DRAWING IS THE PROPERTY OF AIRBUS - ALL RIGHTS RESERVED.		
AIRBUS		
CERTIF: EASA		

SPECIFICATION

Lavatory Gs SFv2 combined with G4b



Description: Installation of monument Lavatory Gs SFv2 combined with G4b Single Lavatory.

	Miscellaneous Items	Comment
	AC STD - Coat hook on lavatory door inside	
	AC STD - Flow line adjustment - 1/8"	
	AC STD - Vanity Top Deck	
	AC STD - Water faucet in smart lav. and upper/lower manual, chrome finish	
	Alternate - Single Block Door (with CAR seat attachment)	
	Door handle alternate - CAS type	
	EFFICIENT - Base unit	
	EFFICIENT - Bottle (15 gal/285 gal)	
	EFFICIENT - Handrail - brushed steel	
	EFFICIENT - Plastic Mirror	
	EFFICIENT - Worktop/Work-been Veneer / Deck	

Single bumper basic. If double bumpers installed, they are part of separate RFC
Equipment images non contractual

REV	DESCRIPTION	DATE
A1		
<p>THE LAVATORY CONFIGURATION AND ANY REVISION TO IT WILL ONLY BE EFFECTIVE AFTER CONTRACTUAL AGREEMENT OF RESPECTIVE RFC/SKIDS THIS DRAWING IS THE PROPERTY OF AIRBUS - ALL RIGHTS RESERVED</p> <p>AIRBUS</p>		
CERTIF: EASA		

Summary Table

Lavatory:	Lavatory A	Lavatory Fs SFV2	Lavatory Gs SFV2
Options:			
AC STD - Flow time adjustment - 10s	x	x	x
AC STD - Glass mirror on door	N/A	x	N/A
AC STD - Nursing Table	x	x	N/A
AC STD - Waste flap Steel	N/A	x	x
AC STD - Water faucet - manual, chrome finish	x	N/A	N/A
AC STD - Water faucet in smart-lav and spaceflex - manual, chrome finish	N/A	x	x
EFFICIENT - Base Unit + Bottle	x	x	x
EFFICIENT - Handrail - brushed steel		x	x
EFFICIENT - Plastic mirror	x	N/A	N/A
EFFICIENT - Plastic Mirror	N/A	x	x
EFFICIENT - Waste flap Steel	x	N/A	N/A
EFFICIENT - Work-top/Wash-basin Varicor / Steel	x	x	x
PRM - Assist handle	N/A	x	N/A
PRM - Assist handle + Handrail material - polished steel	x	N/A	N/A
PRM - Transfer seat (Fs)	N/A	x	N/A
Single blade door STD + door handle alternate lever type EFFICIENT + coat hook STD	x	x	
Single blade door with C/A seat provisions + door handle alternate - CAS type + coat hook STD	N/A	N/A	x

SPECIFICATION

CARGO CONFIGURATION

	Bulk	Designee (Fire Detection/Protection) class	"C"
Cargo Volume	37.42 3Metres	Main Cargo Door(s)	71" x 48"

